

CHAIN ANNUAL REPORT

BRENT

APRIL 2021 - MARCH 2022

SUPPORTED BY
MAYOR OF LONDON



CONTENTS

1. INTRODUCTION

1.1 Introduction

2. ROUGH SLEEPER POPULATION ANALYSIS

2.1 Number of people seen rough sleeping: Flow, stock, returner model

2.2 Number of times seen rough sleeping

2.3 Rough sleeping volume: Flow, stock, returner model

2.4 New rough sleepers (flow): History prior to rough sleeping

3. SPATIAL DISTRIBUTION

3.1 Bedded down street contacts by area: Map

4. DEMOGRAPHICS & SUPPORT NEEDS

4.1 Nationality: Overall composition

4.2 Nationality: Flow, stock, returner model

4.3 Gender

4.4 Age

4.5 Ethnicity

4.6 Support needs

4.7 Institutional & armed forces history

5. HELPING PEOPLE OFF THE STREETS

5.1 Accommodation outcomes

5.2 Reconnection outcomes

6. TEMPORARY ACCOMMODATION

6.1 Arrivals

6.2 Departures: Destination on departure

6.3 Departures: Reason for leaving

COPYRIGHT

Greater London Authority

June 2022

Published by
Greater London Authority
City Hall
Kamal Chunchie Way
London
E16 1ZE
www.london.gov.uk

CHAIN enquiries 020 7840 4451

Copies of this report are available
from <http://data.london.gov.uk>

1. INTRODUCTION

This report presents information about people seen rough sleeping by outreach teams in Brent between April 2021 and March 2022. Information in the report is derived from the Combined Homelessness and Information Network (CHAIN), a multi-agency database recording information about rough sleepers and the wider street population in London. CHAIN represents the UK's most detailed and comprehensive source of information about rough sleeping, and is commissioned and funded by the Greater London Authority (GLA). The system is now managed by Homeless Link, but was managed by St Mungo's during the period covered by this report.

The final section of the report presents information about people arriving at or departing from temporary accommodation for rough sleepers in Brent. People included in this section will have been seen rough sleeping at some point in their history, but not necessarily during 2021/22.

Percentage figures in this report

Please note that, in some cases, percentage figures given in this report are rounded up or down to the nearest whole number. This may mean that individual figures in tables and charts do not add up to a combined total of 100%, or that there could be small discrepancies between percentage figures in tables and corresponding charts or commentary.

Glossary of acronyms used in this report

ASB: Anti-Social Behaviour

Defined in the Crime and Disorder Act (1998) as acting 'in a manner that caused or was likely to cause harassment, alarm or distress to one or more persons not of the same household as the perpetrator.'

CEE: Central and Eastern European

Used to denote the ten A8 and A2 European Union accession countries (Bulgaria, Czech Republic, Estonia, Hungary, Latvia, Lithuania, Poland, Romania, Slovakia and Slovenia).

CHAIN: Combined Homelessness and Information Network

A multi-agency database recording information about rough sleepers and the wider street population in London, commissioned and funded by the GLA and managed by Homeless Link. The system was managed by St Mungo's prior to April 2022.

EEA: European Economic Area

The 27 countries of the European Union (EU), plus a further three countries that are part of the EU's single market (Iceland, Liechtenstein and Norway). Common usage generally also includes Switzerland, whose citizens have the same rights to live and work in the UK as other EEA nationals.

GLA: Greater London Authority

The top-tier administrative body for Greater London, consisting of a directly elected executive Mayor of London, and an elected 25-member London Assembly.

NSNO: No Second Night Out

A GLA commissioned assessment and reconnection project for rough sleepers. The service originally specifically targeted new rough sleepers, but from October 2014 onwards it has also worked with rough sleepers who are living on the streets. The term is also used in other contexts to refer to a wider strategy to end rough sleeping, both in London and nationwide.

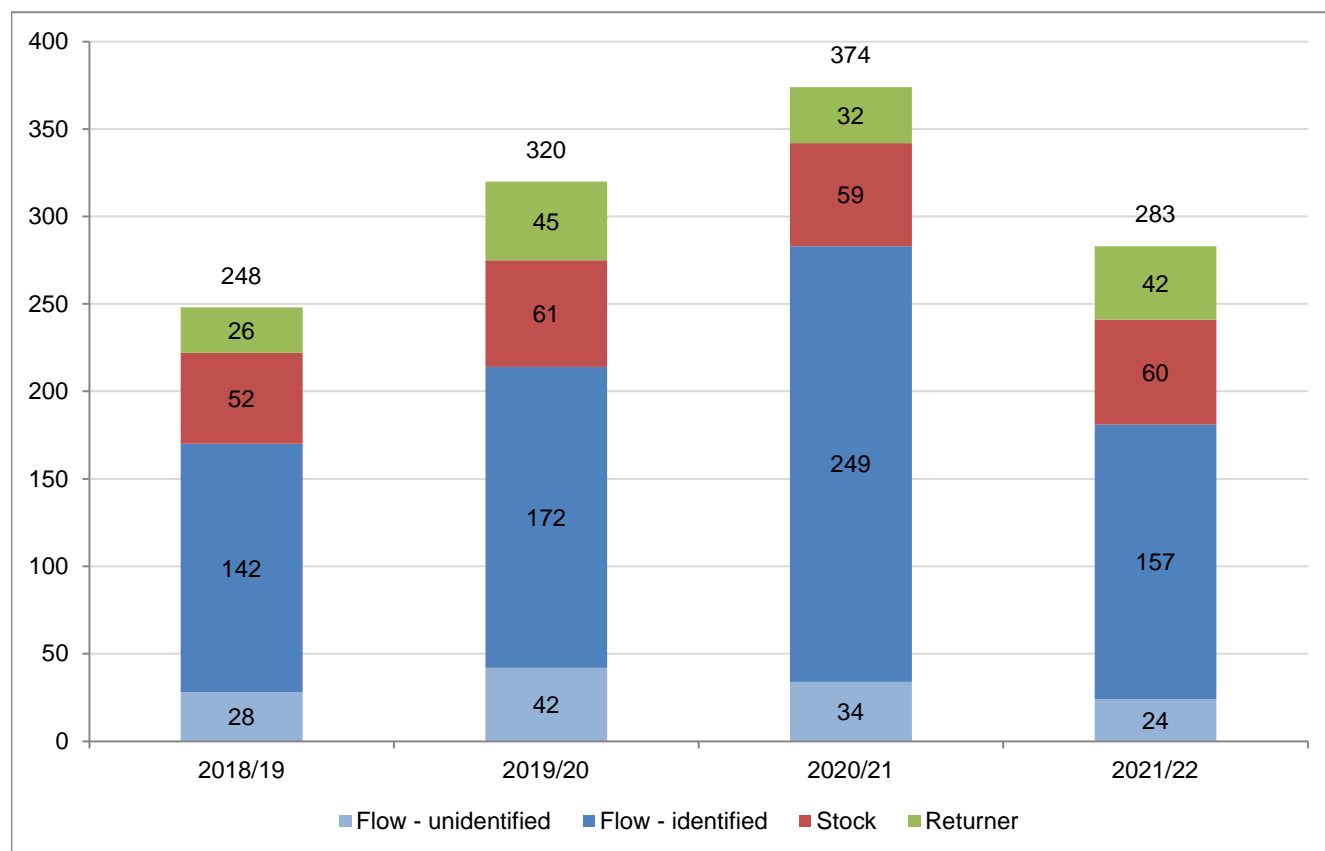
RSI: Rough Sleeping Initiative

Cross-government plan of action, announced in March 2018, to significantly reduce the number of people sleeping rough in England and Wales. The RSI acronym has also previously been used to refer to the 1990s Rough Sleepers Initiative, which was successful in reducing rough sleeping at that time.

2. ROUGH SLEEPER POPULATION ANALYSIS

2.1 Number of people seen rough sleeping: Flow, stock, returner model

People seen rough sleeping in the year, by the flow, stock and returner model.



2018/19 base: 248

2019/20 base: 320

2020/21 base: 374

2021/22 base: 283

The flow, stock and returner model categorises people seen rough sleeping in the year according to whether they have also been seen rough sleeping in previous periods:

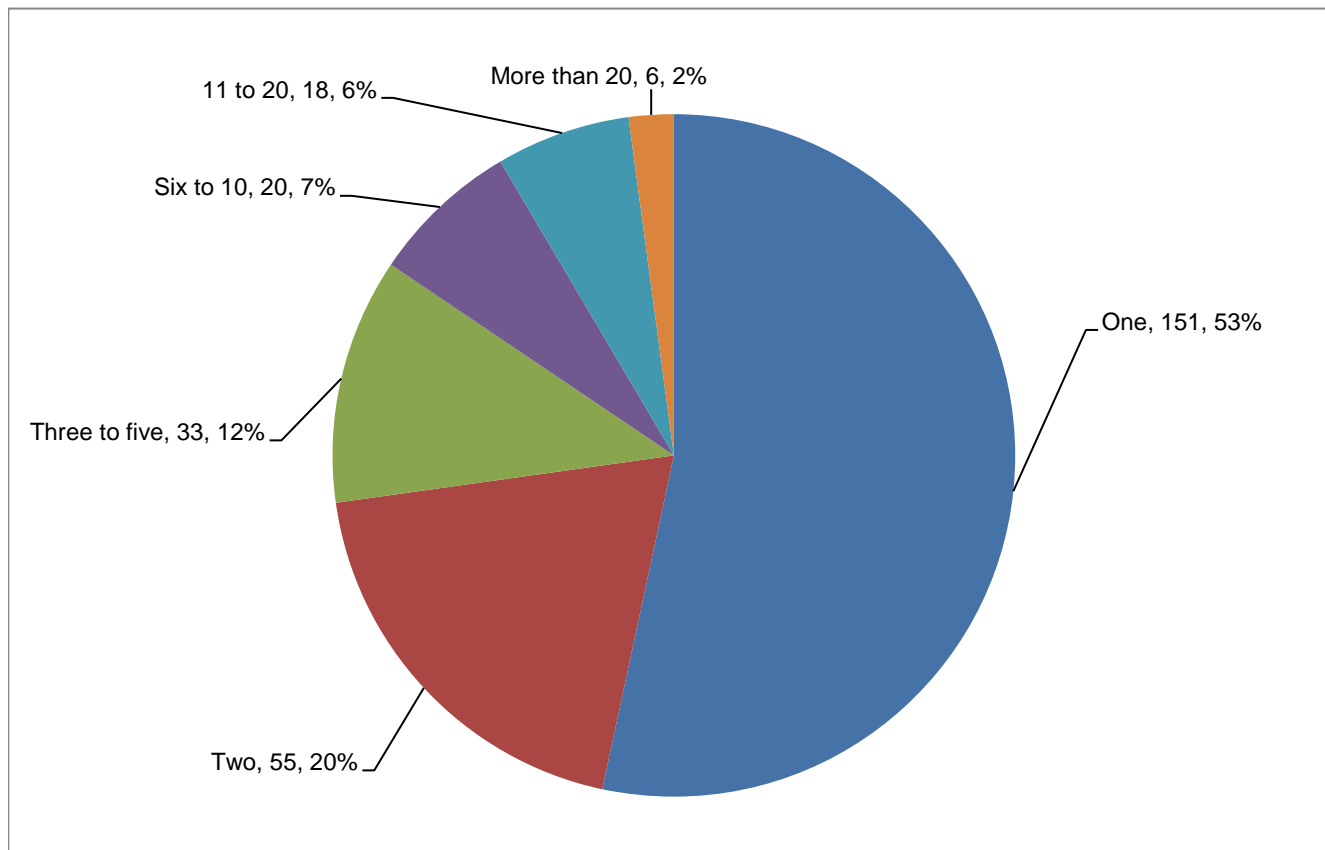
Category	Description
Flow	People who had never been seen rough sleeping prior to 2021/22 (i.e. new rough sleepers). Those within this category are further subdivided as follows: Unidentified - those new rough sleepers recorded without a name, and with only one contact. Identified - those new rough sleepers recorded with a name, and/or with more than one contact.
Stock	People who were also seen rough sleeping in 2020/21 (i.e. those seen across a minimum of two consecutive years).
Returner	People who were first seen rough sleeping prior to 2020/21, but were not seen during 2020/21 (i.e. those who have had a gap in their rough sleeping histories).

283 people were seen rough sleeping in the borough in 2021/22. This represents a 24% decrease when compared to 2020/21.

64% of people seen rough sleeping in the borough during the year were new rough sleepers (flow), while 21% fell into the stock category, and 15% were returners.

2.2 Number of times seen rough sleeping

People seen rough sleeping in the year, by number of times seen rough sleeping.



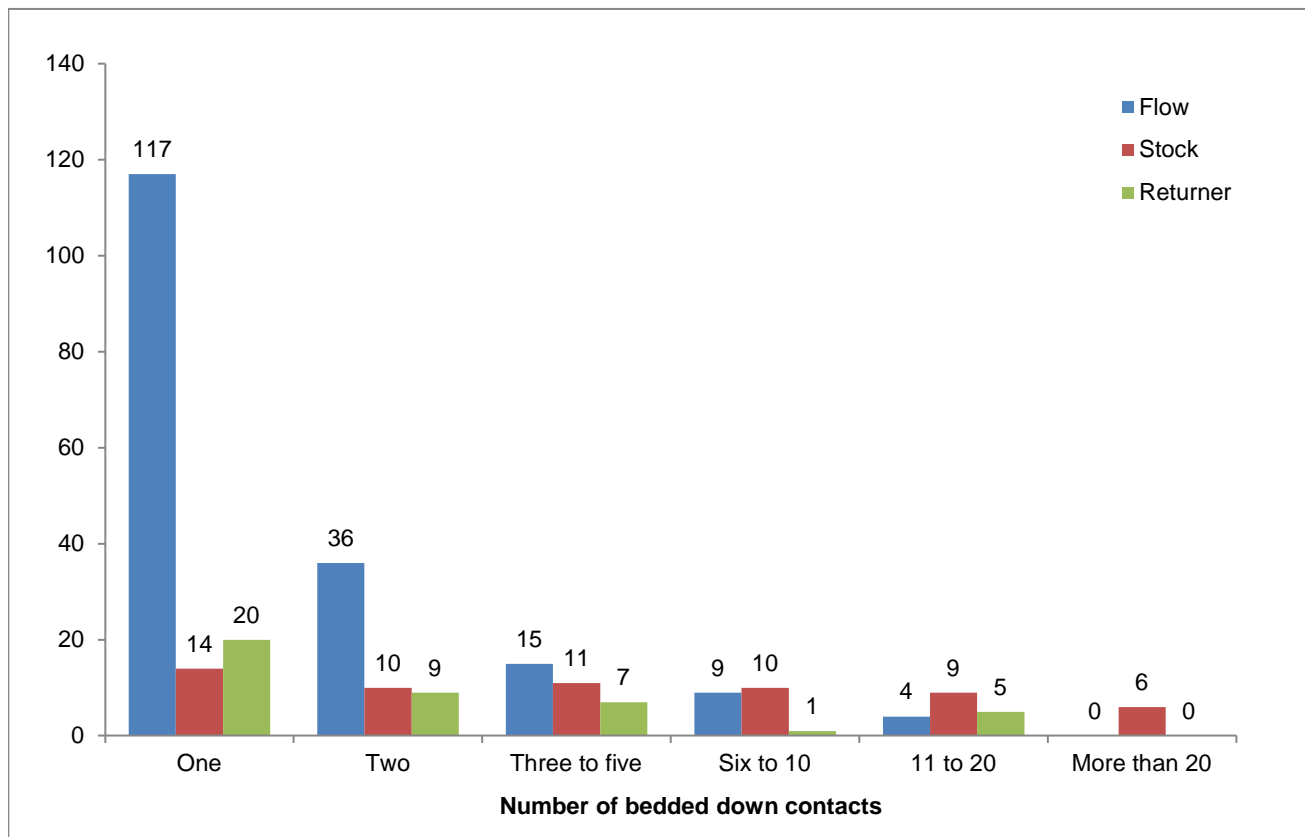
Base: 283

151 (53%) people were seen rough sleeping only once in 2021/22, this compares to 221 (59%) seen rough sleeping only once in 2020/21.

65% of people seen rough sleeping in the borough during 2021/22 who were new to the streets were seen rough sleeping just once.

2.3 Rough sleeping volume: Flow, stock, returner model

People seen rough sleeping in the year, by flow, stock, returner model, and number of times seen rough sleeping.



Base (Flow): 181
 Base (Stock): 60
 Base (Returner): 42

2.4 New rough sleepers (flow): History prior to rough sleeping

People seen rough sleeping for the first time ever in 2021/22, by history prior to first being seen rough sleeping.

The table below details what kind of accommodation new rough sleepers reported they were living in as their last longer term or settled base prior to first being seen rough sleeping. For some categories of last settled base, recording of information was previously split between the type of accommodation in which the person was living (e.g. private rented) and their status at that accommodation (e.g. living with parents). Due to the difficulty often encountered in obtaining this level of detail, from April 2020 we have simplified recording by combining the two factors into a single field. Under the new system, if the most significant aspect of the person's last settled base was who they were living with, that would take precedence in recording, compared to the type of accommodation. This change in recording practice means that direct comparisons with previous years' figures for last settled base should be treated with caution.

	2020/21		2021/22	
Last longer term or settled base	No.	%	No.	%
Long term accommodation				
Living with friends/family	60	28.0%	35	28.7%
Private rented accommodation	76	35.5%	30	24.6%
Living with partner	16	7.5%	9	7.4%
Living with parents	11	5.1%	8	6.6%
Local authority accommodation	4	1.9%	1	0.8%
Housing association/RSL accommodation	5	2.3%	4	3.3%
Sheltered housing/registered care accommodation	1	0.5%	0	0.0%
Owner occupied accommodation	2	0.9%	0	0.0%
Tied accommodation	2	0.9%	2	1.6%
<i>Long term accommodation subtotal</i>	<i>177</i>	<i>82.7%</i>	<i>89</i>	<i>73.0%</i>
Short or medium term accommodation				
Hostel	5	2.3%	1	0.8%
Asylum support accommodation	9	4.2%	3	2.5%
Temporary accommodation (Local authority)	1	0.5%	2	1.6%
B&B/other temporary accommodation	1	0.5%	1	0.8%
Clinic/Detox/Rehab	0	0.0%	0	0.0%
<i>Short or medium term accommodation subtotal</i>	<i>16</i>	<i>7.5%</i>	<i>7</i>	<i>5.7%</i>
Institution				
Prison	6	2.8%	4	3.3%
Hospital	0	0.0%	0	0.0%
<i>Institution subtotal</i>	<i>6</i>	<i>2.8%</i>	<i>4</i>	<i>3.3%</i>
Inappropriately accommodated				
Squat	1	0.5%	1	0.8%
Outhouse	0	0.0%	0	0.0%
<i>Inappropriately accommodated subtotal</i>	<i>1</i>	<i>0.5%</i>	<i>1</i>	<i>0.8%</i>
Newly arrived in UK				
Newly arrived in UK - not homeless in home country	4	1.9%	2	1.6%
Newly arrived in UK - homeless in home country	0	0.0%	3	2.5%
<i>Newly arrived in UK subtotal</i>	<i>4</i>	<i>1.9%</i>	<i>5</i>	<i>4.1%</i>
Other	10	4.7%	16	13.1%
Not recorded	69		59	
Total (excl. not recorded)	214	100.0%	122	100.0%
Total (incl. not recorded)	283		181	

Note: Total excluding not recorded is used as the base for percentages.

New rough sleepers' reasons for leaving their last settled base prior to first being seen rough sleeping.

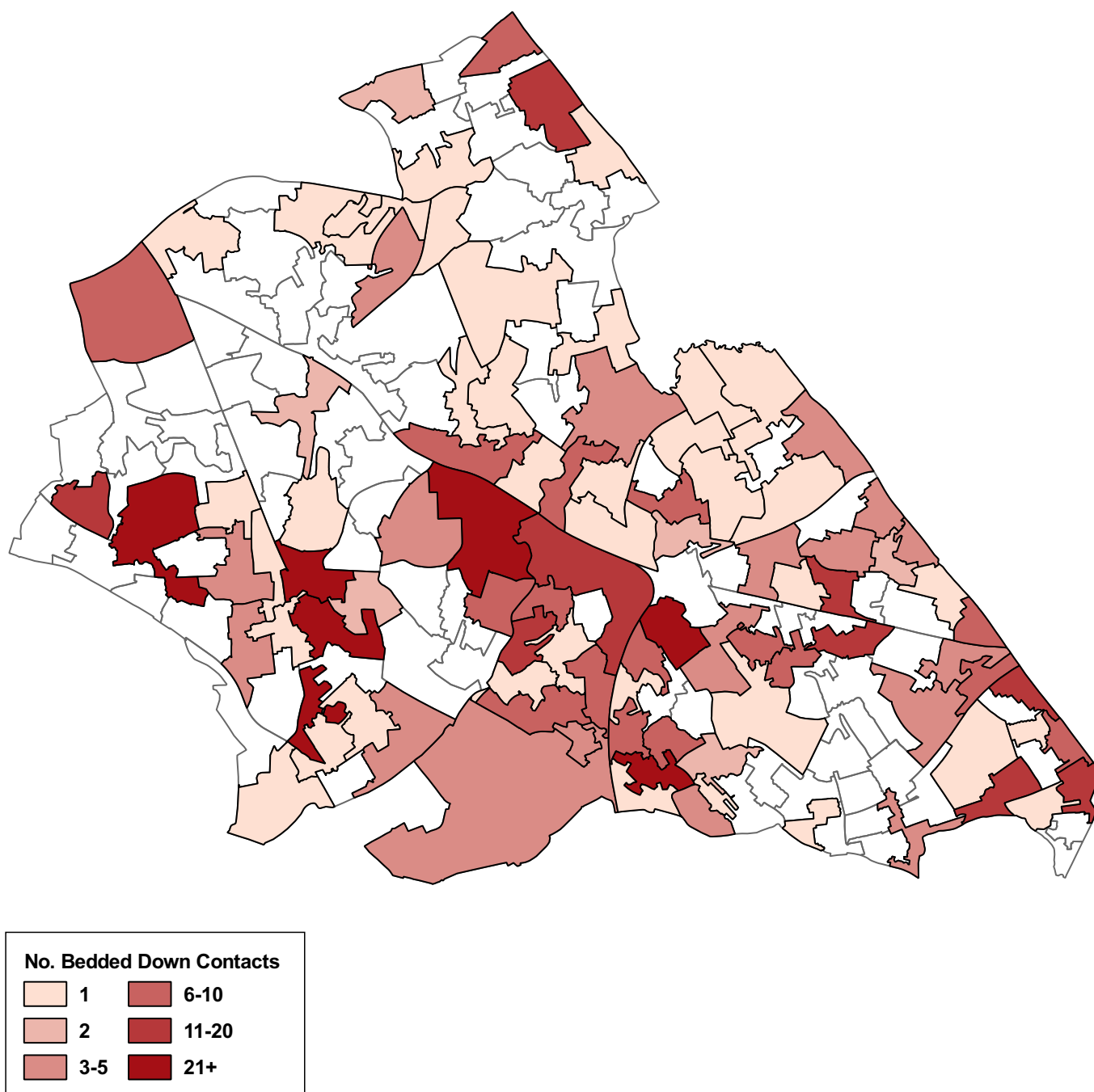
	2020/21		2021/22	
Reason for leaving last longer term or settled base	No.	%	No.	%
Asked to leave or evicted				
Asked to leave	61	28.5%	17	13.9%
Evicted - arrears	16	7.5%	10	8.2%
Evicted - end of tenancy agreement	2	0.9%	2	1.6%
Evicted - ASB	0	0.0%	1	0.8%
Evicted - other	8	3.7%	6	4.9%
<i>Asked to leave or evicted subtotal</i>	87	40.7%	36	29.5%
Employment and education				
Financial problems - loss of job	19	8.9%	8	6.6%
Seeking work - from outside UK	3	1.4%	1	0.8%
Seeking work - from within UK	1	0.5%	2	1.6%
Study	0	0.0%	0	0.0%
<i>Employment and education subtotal</i>	23	10.7%	11	9.0%
Relationships				
Relationship breakdown	32	15.0%	28	23.0%
Death of relative/friend	1	0.5%	5	4.1%
Move nearer family/friends/community	0	0.0%	0	0.0%
<i>Relationships subtotal</i>	33	15.4%	33	27.0%
Financial				
Financial problems - debt	2	0.9%	1	0.8%
Financial problems - housing benefit	5	2.3%	2	1.6%
Financial problems - other	6	2.8%	0	0.0%
<i>Financial subtotal</i>	13	6.1%	3	2.5%
End of stay in short or medium term accommodation				
End of stay - asylum accommodation	7	3.3%	1	0.8%
End of stay - hostel	1	0.5%	1	0.8%
Evicted - given non priority decision	0	0.0%	2	1.6%
End of stay - other	2	0.9%	4	3.3%
<i>End of stay in short or medium term accommodation subtotal</i>	10	4.7%	8	6.6%
Victim of violence, harassment or abuse				
Harassment/abuse/violence	5	2.3%	3	2.5%
Domestic violence - victim	7	3.3%	1	0.8%
Tenancy hijack	0	0.0%	1	0.8%
<i>Victim of violence, harassment or abuse subtotal</i>	12	5.6%	5	4.1%
End of stay in institution				
End of stay - prison	7	3.3%	3	2.5%
End of stay - hospital	0	0.0%	1	0.8%
<i>End of stay in institution subtotal</i>	7	3.3%	4	3.3%
Housing conditions				
Housing conditions	1	0.5%	0	0.0%
Perpetrator of violence, harassment or abuse				
Domestic violence - perpetrator	1	0.5%	0	0.0%
Transient				
Transient/travelling around	0	0.0%	0	0.0%
Other				
Other	27	12.6%	22	18.0%
Not recorded	69		59	
Total (excl. not recorded)	214	100.0%	122	100.0%
Total (incl. not recorded)	283		181	

Note: Total excluding not recorded is used as the base for percentages.

3. SPATIAL DISTRIBUTION

3.1 Bedded down street contacts by area: Map

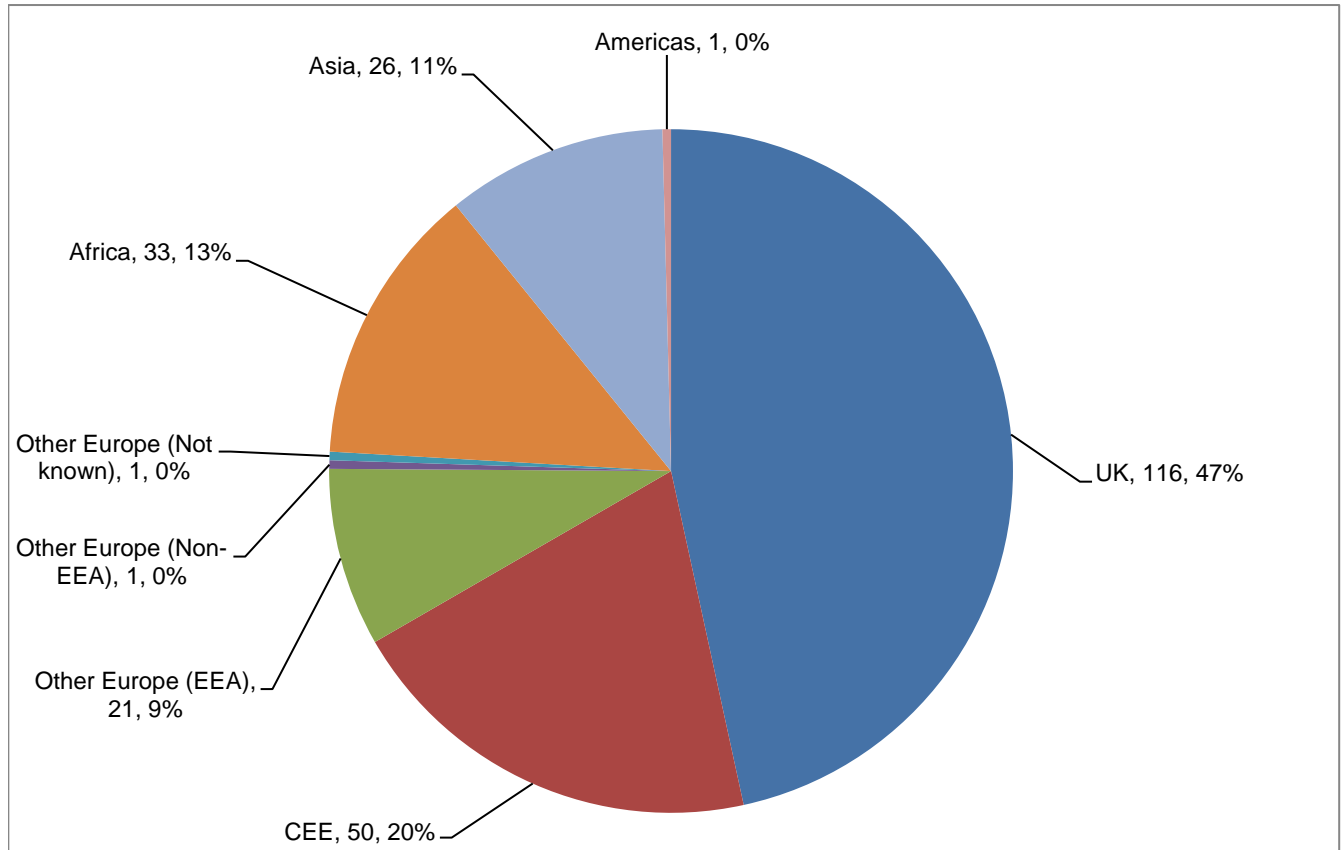
The map below shows the number of bedded down street contacts recorded in each Lower Super Output Area within the borough during the period. It is important to note that this represents volume of contacts rather than individuals, and some people may have been seen on multiple occasions within a given area.



4. DEMOGRAPHICS & SUPPORT NEEDS

4.1 Nationality: Overall composition

People seen rough sleeping in the year, by nationality.



Base: 249 people seen rough sleeping in the year whose nationality was known.

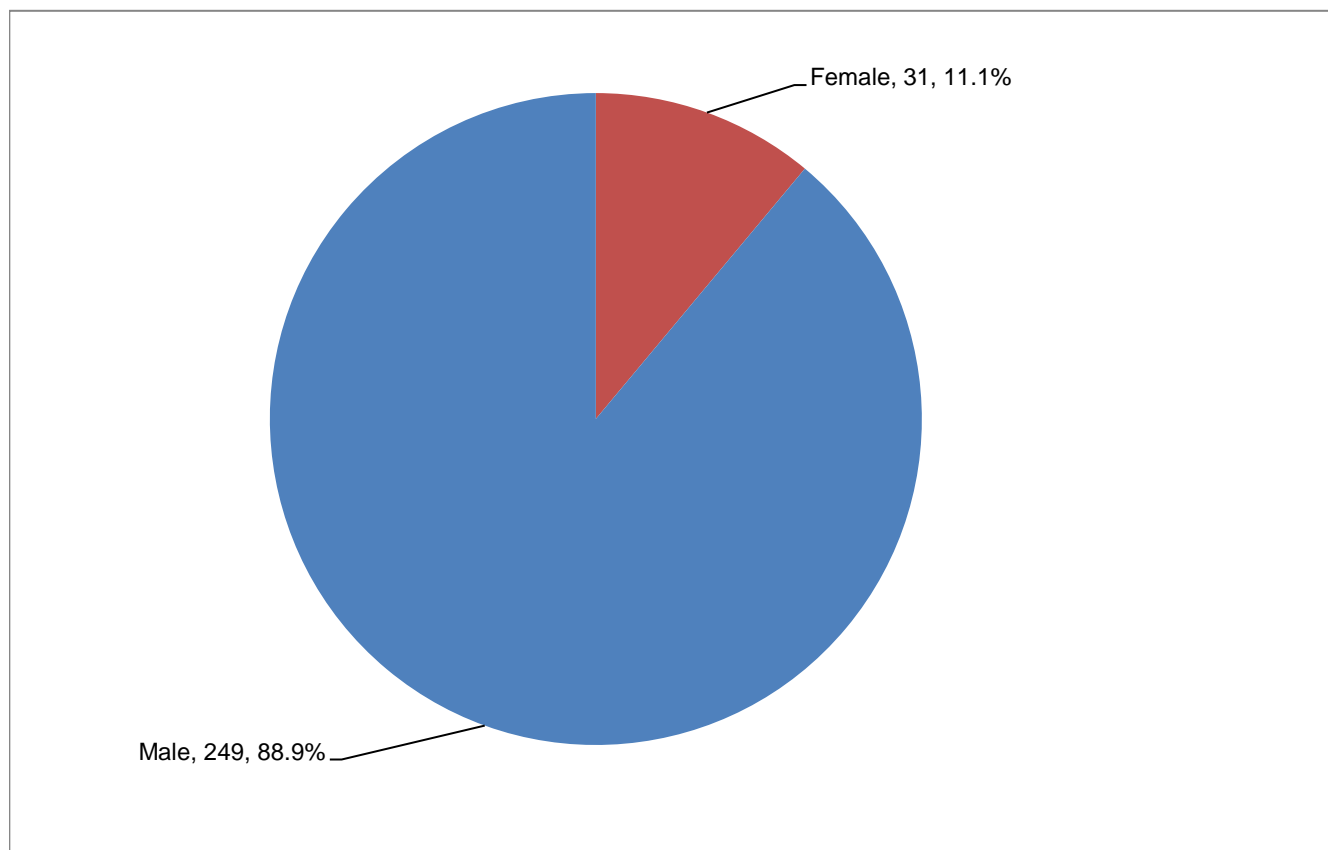
4.2 Nationality: Flow, stock, returner model

	Flow	Stock	Returner	Total	
Nationality	No.	No.	No.	No.	%
UK	72	26	18	116	46.6%
Bulgaria	0	0	0	0	0.0%
Czech Republic	0	0	0	0	0.0%
Estonia	0	0	0	0	0.0%
Hungary	2	0	0	2	0.8%
Latvia	0	0	0	0	0.0%
Lithuania	2	0	0	2	0.8%
Poland	8	8	6	22	8.8%
Romania	13	4	7	24	9.6%
Slovakia	0	0	0	0	0.0%
Slovenia	0	0	0	0	0.0%
<i>CEE subtotal</i>	<i>25</i>	<i>12</i>	<i>13</i>	<i>50</i>	<i>20.1%</i>
Portugal	3	3	2	8	3.2%
Ireland (Republic of)	2	3	0	5	2.0%
Italy	1	0	0	1	0.4%
Spain	1	0	0	1	0.4%
France	2	0	1	3	1.2%
Other European (EEA) countries	2	1	0	3	1.2%
<i>Other Europe (EEA) subtotal</i>	<i>11</i>	<i>7</i>	<i>3</i>	<i>21</i>	<i>8.4%</i>
Other Europe (Non-EEA)	0	0	1	1	0.4%
Other Europe (Not known)	1	0	0	1	0.4%
Eritrea	5	0	0	5	2.0%
Nigeria	1	0	0	1	0.4%
Sudan	2	1	0	3	1.2%
Somalia	3	2	2	7	2.8%
Other African countries	15	1	1	17	6.8%
<i>Africa subtotal</i>	<i>26</i>	<i>4</i>	<i>3</i>	<i>33</i>	<i>13.3%</i>
India	2	2	1	5	2.0%
Afghanistan	0	0	0	0	0.0%
Iran	3	1	2	6	2.4%
Other Asian countries	9	5	1	15	6.0%
<i>Asia subtotal</i>	<i>14</i>	<i>8</i>	<i>4</i>	<i>26</i>	<i>10.4%</i>
Americas	1	0	0	1	0.4%
Australasia	0	0	0	0	0.0%
Not known	31	3	0	34	
Total (excl. Not known)	150	57	42	249	100.0%
Total (incl. Not known)	181	60	42	283	

Note: Total excluding not known is used as base for percentages.

4.3 Gender

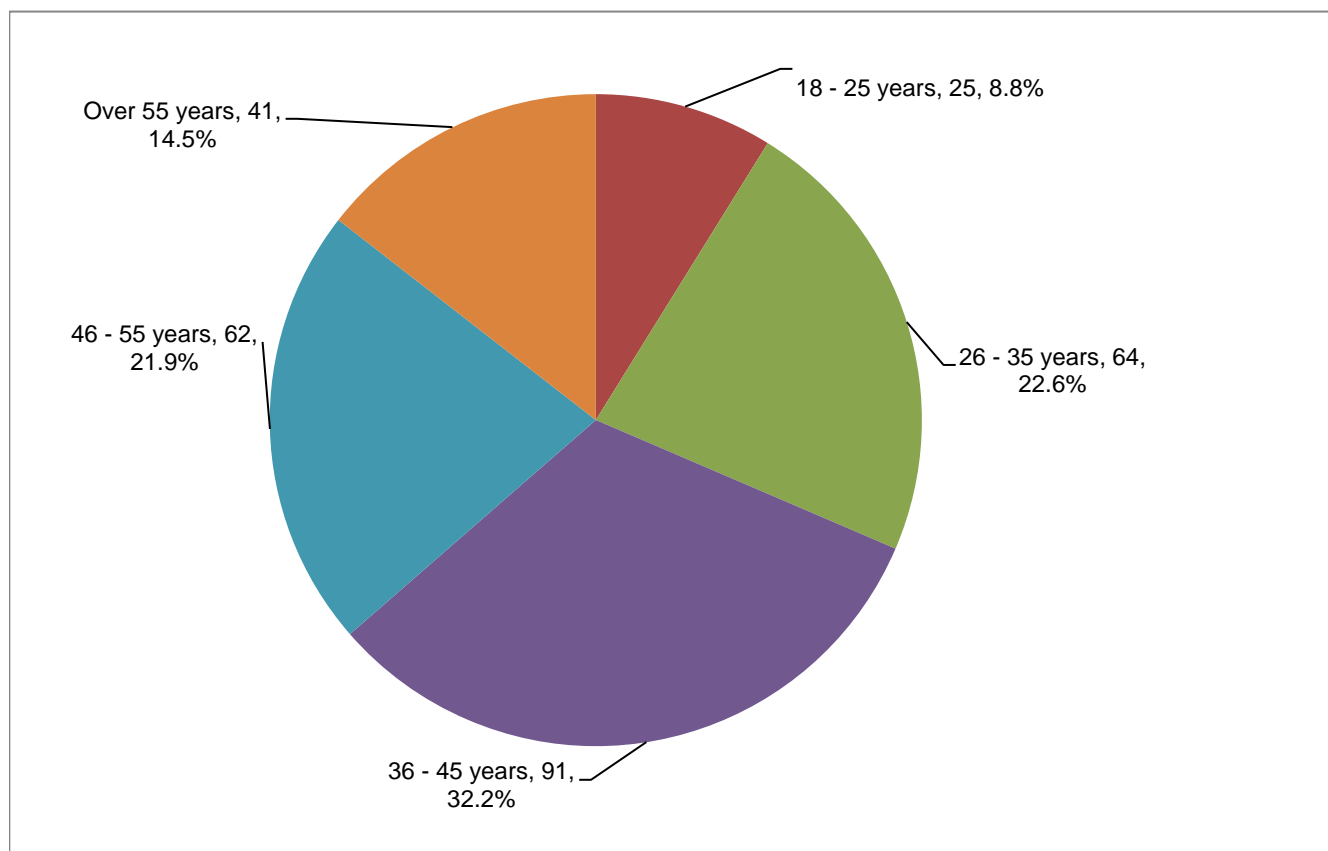
People seen rough sleeping in the year, by gender.



Base: 280 people seen rough sleeping whose gender was known. This excludes 3 people whose gender was not known.

4.4 Age

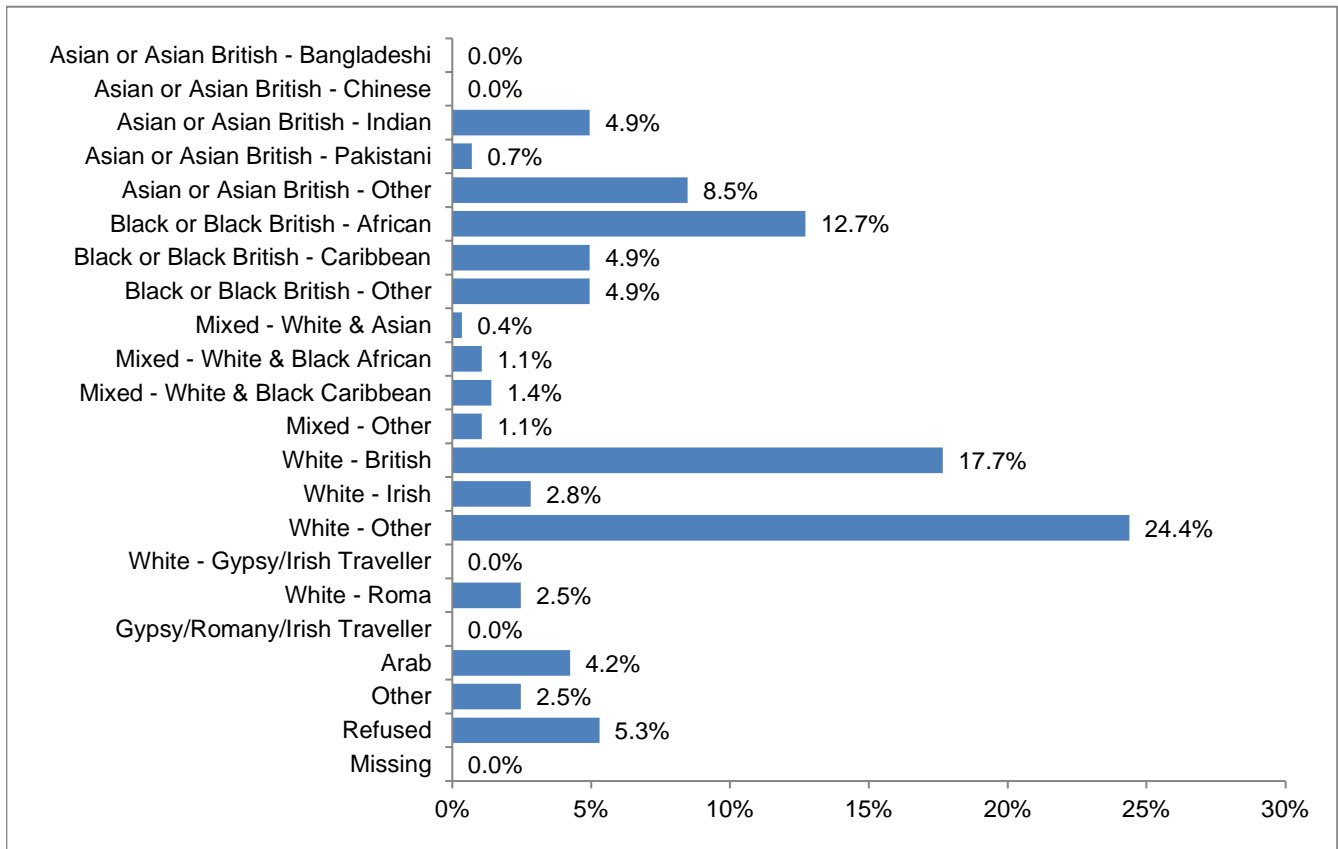
People seen rough sleeping in the year, by age.



Base: 283

4.5 Ethnicity

People seen rough sleeping in the year, by ethnicity.



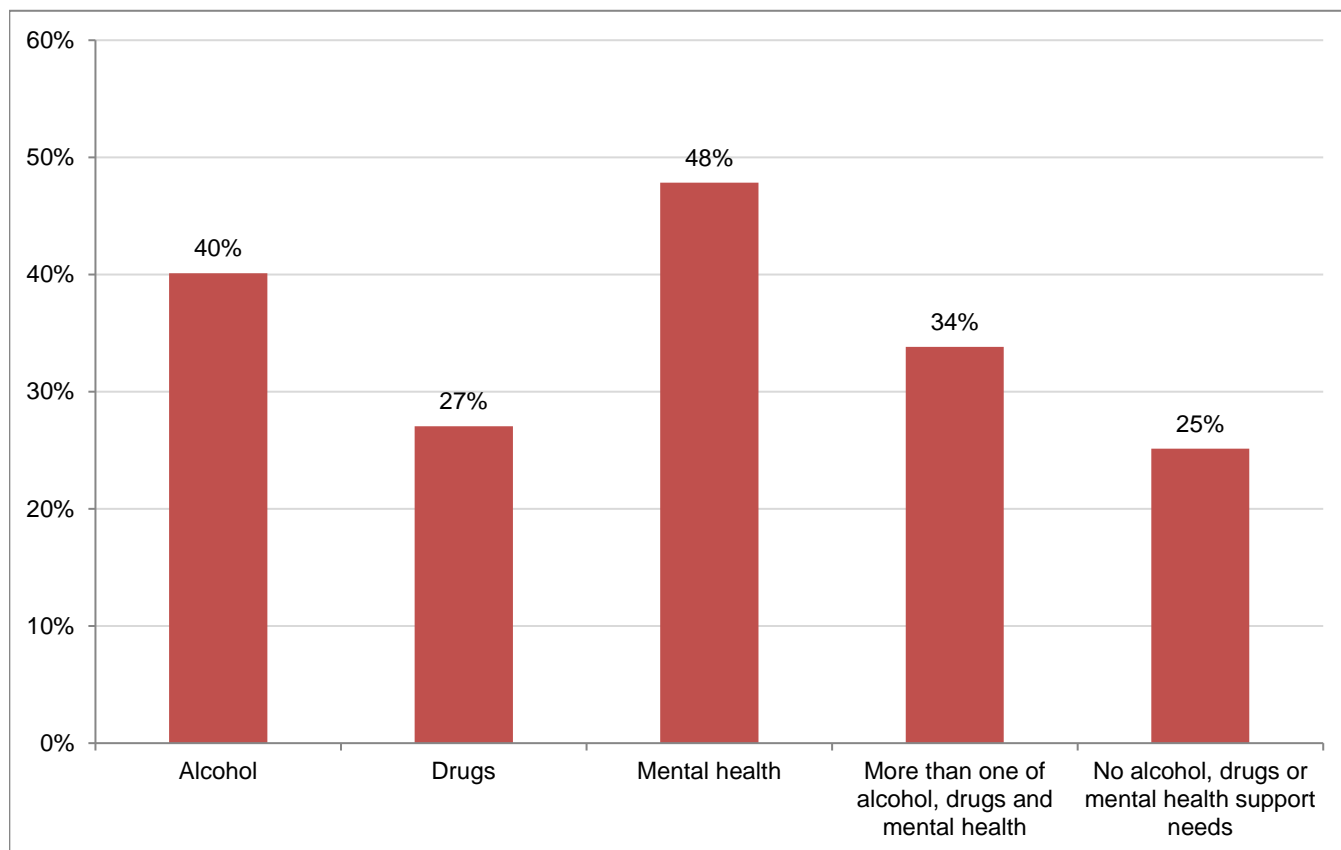
Base: 283

In order to bring ethnicity recording on CHAIN into line with usage in the national census, some changes have been made, as of April 2021. The previously employed category of 'Gypsy/Romany/Irish Traveller' has been replaced with separate categories for 'White - Gypsy/Irish Traveller' and 'White - Roma'. Many people seen rough sleeping during the period may not have had their ethnicity information updated to reflect these new categories, so the original category is also included in the graph. The previously employed category 'Chinese' has also been renamed as 'Asian or Asian British - Chinese'.

4.6 Support needs

People seen rough sleeping in the year, by support needs.

Support needs data in CHAIN is derived from assessments made by support workers in the homelessness sector. It is important to note that 27% of rough sleepers in the borough in 2021/22 did not have a support needs assessment recorded.



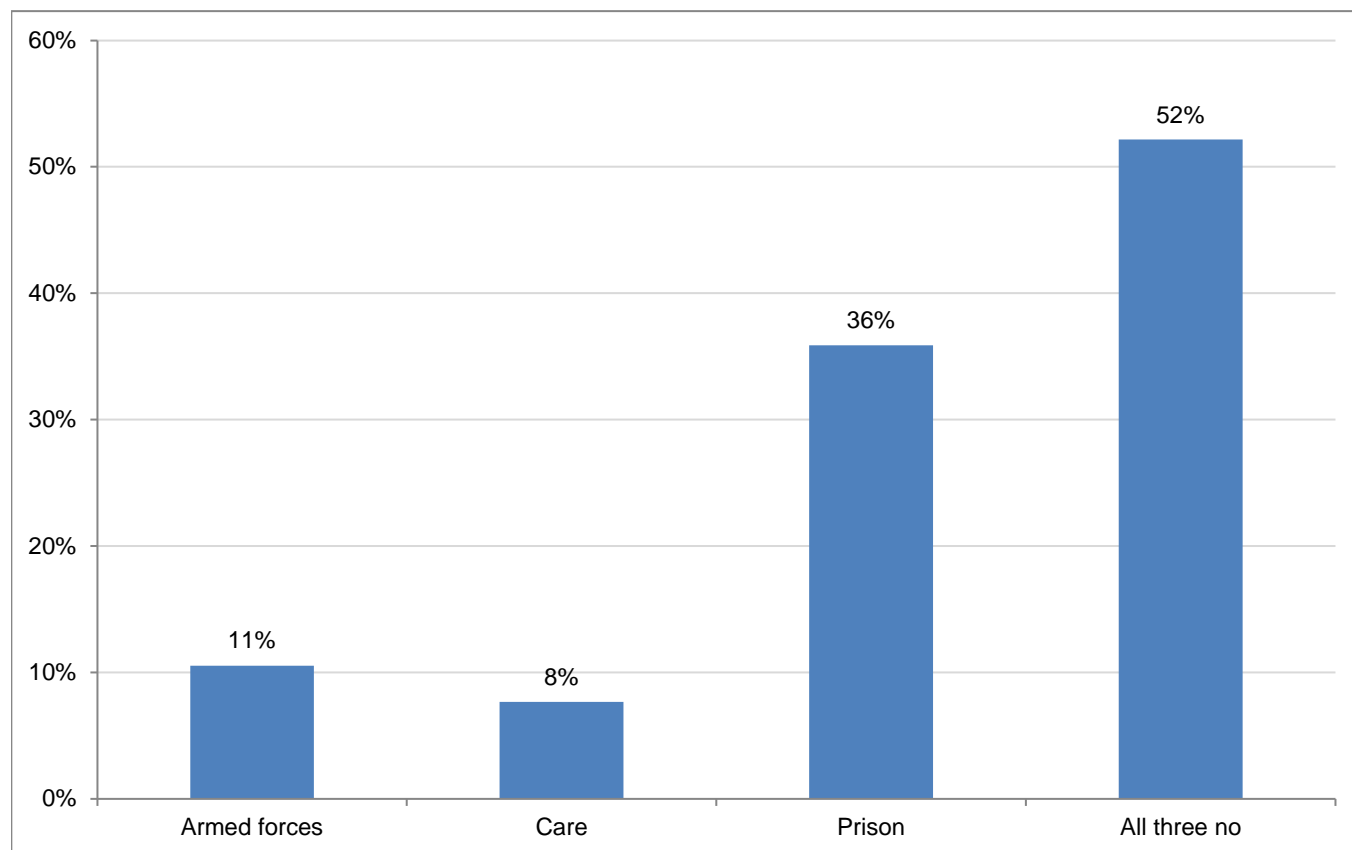
Base: 207. Note that the base figure for this chart excludes people for whom none of the three support needs were known or assessed (76).

Support Needs	No.	%
Alcohol only	33	16%
Drugs only	12	6%
Mental health only	35	17%
Alcohol and drugs	6	3%
Alcohol and mental health	26	13%
Drugs and mental health	20	10%
Alcohol, drugs and mental health	18	9%
All three no	52	25%
All three no, not known or not assessed	5	2%
All three not known or not assessed	76	
Total (excl. not assessed)	207	100%
Total (incl. not assessed)	283	

Note: Total excluding not known or assessed is used as base for percentages.

4.7 Institutional & armed forces history

People seen rough sleeping in the year, by experience of armed forces, care or prison.



Base: 209. Note that the base figure for this chart excludes people for whom none of the three institutional histories were recorded (74).

Nationality of rough sleepers with experience of armed forces:

Nationality	No.	%
UK	2	1%
Non-UK	20	10%
Total with armed forces experience	22	11%
Base (total assessed)	209	

22 people seen rough sleeping in the borough in 2021/22 had experience of serving in the armed forces, of whom 2 were UK nationals. Time spent in the forces could have been at any point in the person's life, and it is not necessarily the case that the person has recently been discharged.

5. HELPING PEOPLE OFF THE STREETS

5.1 Accommodation outcomes

In 2021/22, 61 people who had been seen rough sleeping during the year were booked into accommodation by services in the borough.

The table below details the accommodation outcomes achieved with people seen rough sleeping in the year, compared to outcomes for rough sleepers in the previous year.

Accommodation type	2020/21		2021/22	
	No. events	%	No. events	%
Hubs, shelters and emergency accommodation				
COVID-19 Emergency Accommodation (Local)	35	17%	2	3%
COVID-19 Emergency Accommodation (Pan London)	17	8%	0	0%
Hub	5	2%	6	9%
Nightstop	0	0%	0	0%
SWEP (Local)	43	21%	34	49%
SWEP (Pan-London)	17	8%	4	6%
Winter/Night Shelter	0	0%	4	6%
<i>Hubs, shelters and emergency accommodation subtotal</i>	<i>117</i>	<i>58%</i>	<i>50</i>	<i>72%</i>
Temporary accommodation				
Assessment centre	1	0%	1	1%
Bed & breakfast	22	11%	1	1%
Clinic/Detox/Rehab	0	0%	0	0%
Friends & family	1	0%	0	0%
Hostel	2	1%	1	1%
Local authority temporary accommodation	30	15%	10	14%
Staging post	0	0%	0	0%
Other temporary accommodation	9	4%	3	4%
<i>Temporary accommodation subtotal</i>	<i>65</i>	<i>32%</i>	<i>16</i>	<i>23%</i>
Long term accommodation				
Care home	0	0%	0	0%
Clearing House/RSI	0	0%	0	0%
Local authority tenancy (general needs)	0	0%	0	0%
Private rented sector - independent	12	6%	1	1%
Private rented sector - with some floating support	0	0%	0	0%
RSL tenancy (general needs)	0	0%	0	0%
Sheltered housing	0	0%	0	0%
Supported housing	9	4%	1	1%
Tied accommodation	0	0%	0	0%
Other long-term accommodation	0	0%	1	1%
<i>Long term accommodation subtotal</i>	<i>21</i>	<i>10%</i>	<i>3</i>	<i>4%</i>
Total	203	100%	69	100%

Note: An individual may have been booked into accommodation more than once during the period.

5.2 Reconnection outcomes

Confirmed reconnections achieved with people seen rough sleeping in the year.

Outreach and other services help people to reconnect to their home area or country, where they have more options available to them, for example through appropriate support networks, entitlement to accommodation or access to an alcohol treatment centre. Reconnection destinations could be another borough within London, an area elsewhere in the UK, or another country. Some people may have had more than one reconnection recorded during the year.

Reconnection reason	2020/21		2021/22	
	No.	%	No.	%
Return to home area	0	0%	0	0%
Seeking work	0	0%	0	0%
Move to area for friends/family	0	0%	0	0%
Move to area with appropriate services	0	0%	1	100%
Reconnections total	0		1	

Reconnection destination	No.	%	No.	%
UK - London	0	0%	1	100%
UK - outside London	0	0%	0	0%
Central and Eastern Europe	0	0%	0	0%
Other Europe	0	0%	0	0%
Rest of the world	0	0%	0	0%
<i>Not known</i>	0		0	
Reconnections total (excl. destination not known)	0	0%	1	100%

Reconnections can be recorded with multiple reasons, so the overall total will be lower than the combined sum of the separate reconnection reasons. Percentages are based on the total number of reconnections.

1 person seen rough sleeping in 2021/22 also had a confirmed reconnection recorded by services in the borough during the period.

6. TEMPORARY ACCOMMODATION

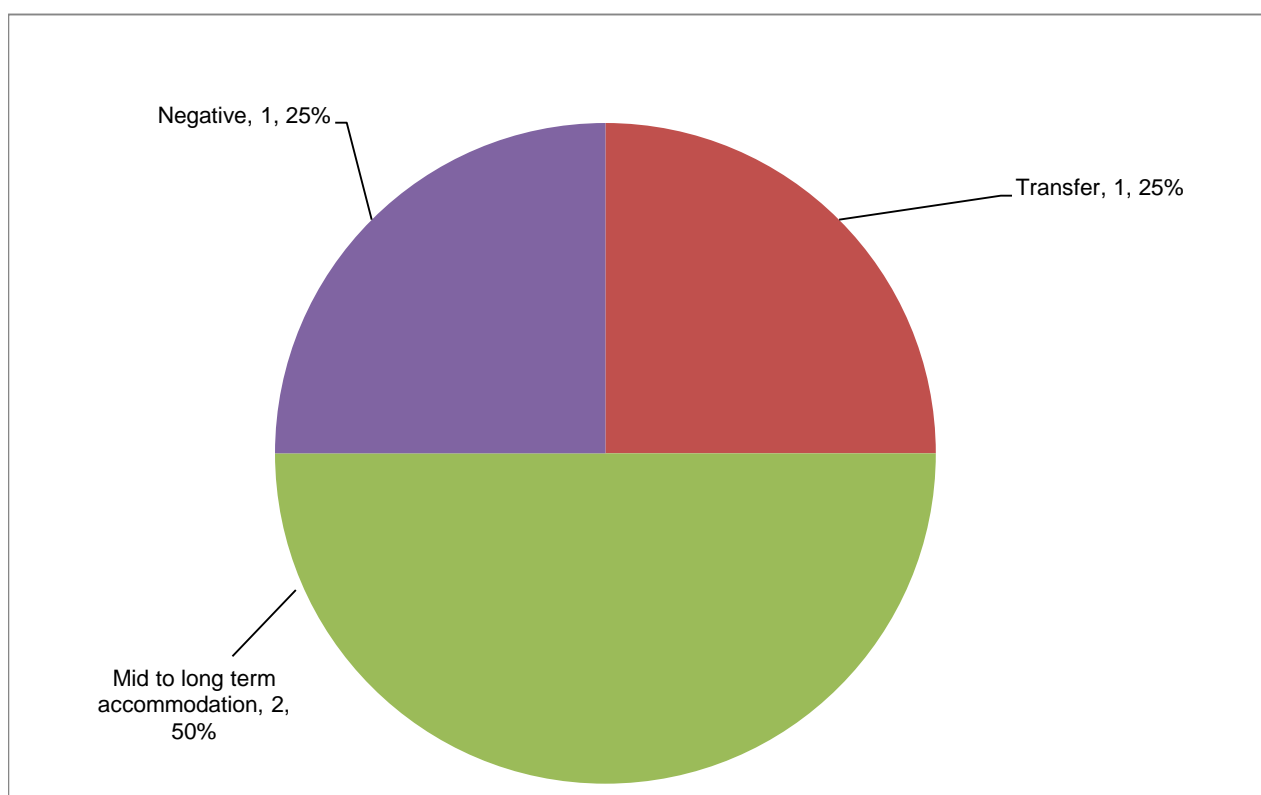
Arrivals and departures at hostels, assessment centres and second-stage accommodation based in the borough. All people counted in this section had previously been seen rough sleeping, but not necessarily during 2021/22. The figures in this section of the report do not include arrivals and departures from Covid-19 emergency accommodation.

6.1 Arrivals

A total of 7 individuals arrived at temporary accommodation during the period.

6.2 Departures: Destination on departure

A total of 4 individuals departed from temporary accommodation during the period.



Base: 4

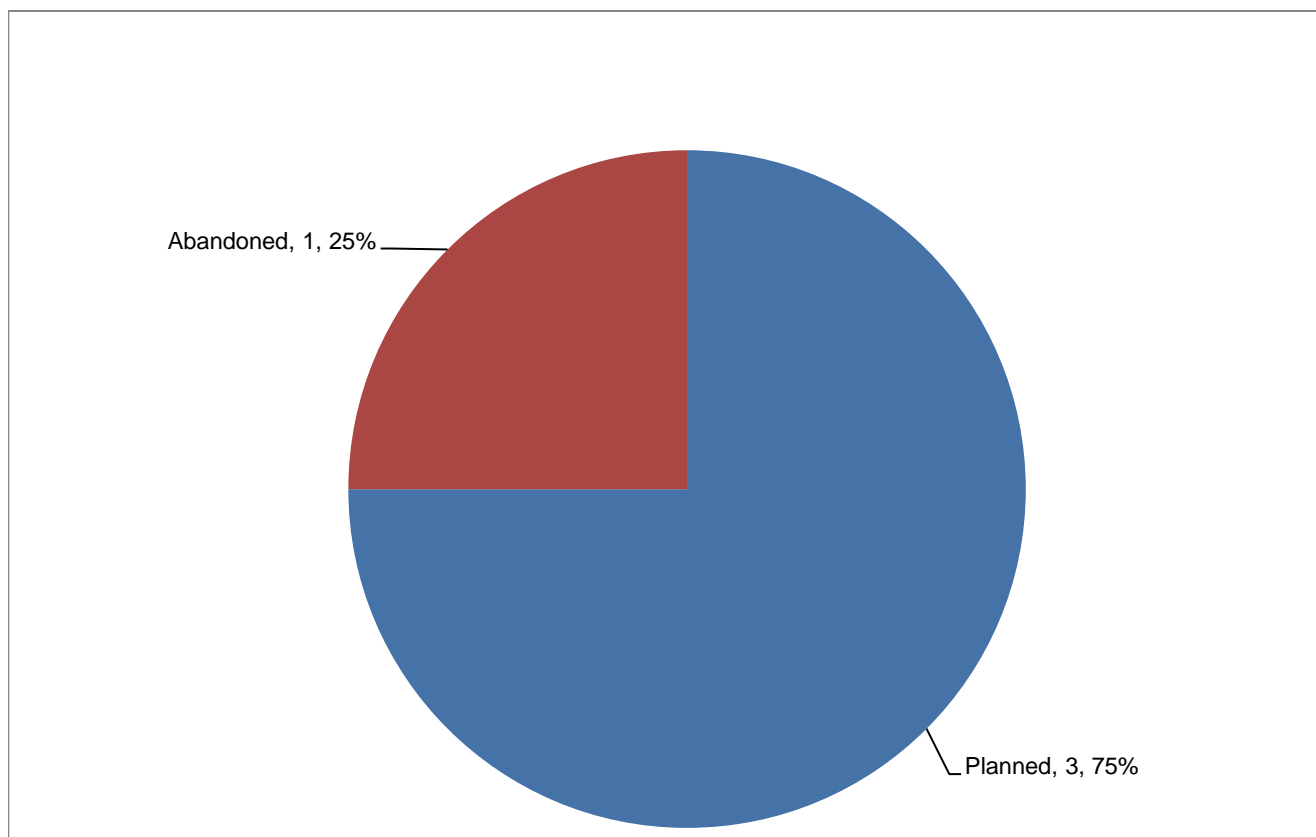
Destination on departure	Destination category	Chart colour
Assessment centre, Bed & breakfast, Covid-19 Emergency Hotel, Detox clinic, Hospital - not long term/acute care, Hostel - another organisation, Hostel - within the organisation, Hosting placement, Internal transfer, NASS accommodation, Night shelter, NSNO assessment hub, NSNO staging post, Psychiatric hospital, Rehab clinic, Temporary accommodation (LA)	Transfer	
Accommodation where client is owner, Care home, Clearing House/RSI, Hospital - long term, LA tenancy (general needs), Long stay hospice, Private rented sector - independent, Private rented sector - with some floating support, Returned to home country (EEA), Returned to home country (non EEA), RSL tenancy (general needs), Sheltered housing, Supported housing, Tied accommodation with work	Mid to long term accommodation	
Died by suicide, Not known, Sleeping rough/Returned to streets, Taken into custody	Negative	
Died, Previous home, Staying with family, Staying with friends	Other	

Note: An individual may have had more than one accommodation departure during the period.

Destination on departure	No. departures	%
Transfer		
Assessment centre	0	0.0%
Bed & breakfast	0	0.0%
Covid-19 Emergency Hotel	0	0.0%
Detox clinic	0	0.0%
Hospital - not long term/acute care	0	0.0%
Hostel - another organisation	1	25.0%
Hostel - within the organisation	0	0.0%
Hosting placement	0	0.0%
Internal transfer	0	0.0%
NASS accommodation	0	0.0%
Night shelter	0	0.0%
NSNO assessment hub	0	0.0%
NSNO staging post	0	0.0%
Psychiatric hospital	0	0.0%
Rehab clinic	0	0.0%
Temporary accommodation (LA)	0	0.0%
<i>Transfer subtotal</i>	<i>1</i>	<i>25.0%</i>
Mid to long term accommodation		
Accommodation where client is owner	0	0.0%
Care home	0	0.0%
Clearing House/RSI	0	0.0%
Hospital - long term	0	0.0%
LA tenancy (general needs)	0	0.0%
Long stay hospice	0	0.0%
Private rented sector - independent	1	25.0%
Private rented sector - with some floating support	0	0.0%
Returned to home country (EEA)	0	0.0%
Returned to home country (non EEA)	1	25.0%
RSL tenancy (general needs)	0	0.0%
Sheltered housing	0	0.0%
Supported housing	0	0.0%
Tied accommodation with work	0	0.0%
<i>Mid to long term accommodation subtotal</i>	<i>2</i>	<i>50.0%</i>
Negative		
Died by suicide	0	0.0%
Not known	1	25.0%
Sleeping rough/Returned to streets	0	0.0%
Taken into custody	0	0.0%
<i>Negative subtotal</i>	<i>1</i>	<i>25.0%</i>
Other		
Died	0	0.0%
Previous home	0	0.0%
Staying with family	0	0.0%
Staying with friends	0	0.0%
<i>Other subtotal</i>	<i>0</i>	<i>0.0%</i>
Total	4	100.0%

6.3 Departures: Reason for leaving

Temporary accommodation departures by reason for leaving.



Base: 4

Note: An individual may have had more than one accommodation departure during the period. In most cases where a person's reason for leaving has been recorded as 'Neutral', their tenancy has ended due to them dying.

SUPPORTED BY
MAYOR OF LONDON

